

THE NEW **XPANDER**



**MITSUBISHI
MOTORS**

Drive your Ambition

REIMAGINE
YOUR RIDE



REIMAGINE *STYLE*

The new Mitsubishi Xpander's bolder and sportier exterior styling creates a strong yet active presence. T-shaped front and rear lighting motif makes the new Xpander look wider and exude a stable impression.



NEW DYNAMIC SHIELD CONCEPT

The new Dynamic Shield concept expresses power and assurance of reliability and toughness.

NEW 17" TWO-TONE ALLOY WHEELS

NEW LED DAYTIME RUNNING LIGHTS

NEW T-SHAPED HEADLAMPS

NEW T-SHAPED TAIL LIGHTS



NEW DESIGN BUMPERS AND SKID PLATES



REIMAGINE SPACE

The New Xpander's best-in-class interior space is further improved with an aesthetically-pleasing and ergonomic new dashboard design. Soft-touch premium materials and comfortable seats elevate the omotenashi experience further.

NEW DIGITAL CLIMATE CONTROL

FRONT ARM REST WITH TISSUE HOLDER

VERSATILE CARGO SPACE



CONVENIENT CHARGING OUTLETS



NEW MULTI-MEDIA ENTERTAINMENT SYSTEM



The new infotainment system features Apple CarPlay and Android Auto compatibility, along with a 7" display screen for superior visibility so you can enjoy quality entertainment.

SLEEK, SOFT-TOUCH DASHBOARD



NEW STEERING WHEEL W/ TILT & TELESCOPIC ADJUSTMENT



STORAGE FOR WET ITEMS



STORAGE SPACES FOR ALL YOUR NEEDS



ELECTRIC PARKING BRAKE




The Electric Parking Brake switch automatically sets required brake clamping force depending on vehicle inclination while its Brake Auto Hold function does not require depressing the brake pedal.

REIMAGINE / CAPABILITY

With a fuel-efficient engine, comfortable ride, and best-in-class ground clearance, the new Mitsubishi Xpander packs everything necessary in an irresistible package.



IMPROVED SUSPENSION
FOR A MORE
COMFORTABLE RIDE



SLEEK, SOFT-TOUCH DASHBOARD



225 mm

TRIED AND TESTED 1.5L
DOHC MIVEC ENGINE



5.2m MINIMUM TURNING RADIUS



5.2 m

19.32 KM / LITER
FUEL EFFICIENCY (GLS A/T)



REIMAGINE SAFETY

Keep every drive safe for you and your passengers with safety systems that provide utmost confidence, day in and day out.


DRIVER AND PASSENGER SRS AIRBAGS

HILL START ASSIST (HSA)



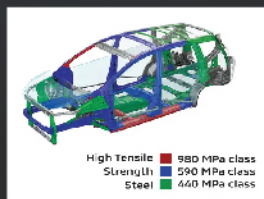
Hill Start Assist makes starting on steep slopes easy without you worrying about rolling down. It holds the brake on for a few seconds while you switch your foot from the brake to the accelerator pedal.

EMERGENCY STOP SIGNAL SYSTEM



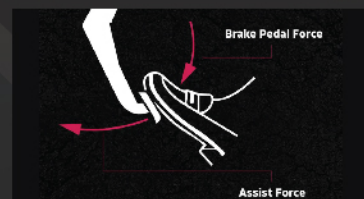
The Emergency Stop Signal warns vehicles behind and around you during abrupt hard braking by automatically flashing the hazard lights.

RISE BODY



In the event of a collision, the Reinforced Impact Safety Evolution (RISE) body of the New Xpander effectively absorbs energy and maintains high cabin integrity.

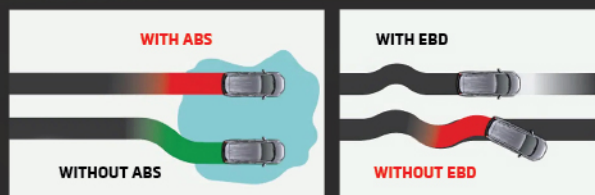
BRAKE ASSIST (BA)



REAR CAMERA



ANTI-LOCK BRAKING SYSTEM (ABS) W/ ELECTRONIC BRAKEFORCE DISTRIBUTION (EBD)



The Anti-lock Brake System maintains steering control for the driver during emergency braking.

ACTIVE STABILITY CONTROL (ASC) & AND TRACTION CONTROL (TCL)



Provides vehicle stability and traction by applying brake force to one or more wheels during adverse conditions and emergency maneuvers, while adjusting the engine output in response.

GENERAL SPECIFICATIONS

DIMENSIONS		GLS A/T	GLX A/T	GLX M/T
Overall Length	mm		4,595	
Overall Width	mm		1,750	
Overall Height	mm		1,750	
Wheelbase	mm		2,775	
Min. Ground Clearance	mm		225	
Gross Vehicle Weight	kg		1,840	
Curb Weight	kg	1,260		1,255
Min. Turning Radius	m		5.2	
Seating Capacity	pax		7	

ENGINE

Model and Type	1.5-L 4 In-Line DOHC 16 Valve MIVEC Gasoline (4A91) Euro-4	
Engine Push Start System	Equipped	Not Equipped
Displacement	cc	1,499
Bore and Stroke	mm	75 x 84.8
Compression Ratio	10:1	
Max. Power	104.5 / 6,000 Ps/rpm	
Max. Torque	141 / 4,000 Nm/rpm	
Fuel System	ECI-MULTI (Electronic Controlled Injection - Multi-point Injection)	
Fuel Tank Capacity	L	45

TRANSMISSION

Type	4-speed Automatic	5-speed Manual
------	-------------------	----------------

SUSPENSION

Front	MacPherson Strut Coil Spring with Stabilizer
Rear	Torsion Beam

BRAKES

Front	Disc
Rear	Drum
Vacuum Brake Booster	Master Vacuum
Anti-Lock Braking System (ABS)	Equipped
Electronic Brakeforce Distribution (EBD)	Equipped
Brake Assist	Equipped
	Not Equipped

TIRES AND WHEELS

Front	05/55 R17
Rear	17 x 6.5J Two-tone Alloy

STEERING	GLS A/T	GLX A/T	GLX M/T
Gear Type	Rack and Pinion		
Power Steering	Equipped (Electronic-Type)		
Steering Wheel	3-spoke Leather-Wrapped	3-spoke Urethane	
Steering Wheel Audio Remote	Equipped		
Tilt Steering	Equipped		
Telescopic Steering	Equipped		
Cruise Control	Equipped		

MULTIMEDIA SYSTEM

Stereo	7" Smart Phone Link Display Audio (SDA) Touchscreen with Apple CarPlay and Android Auto, Bluetooth, Tuner and USB port		
Speakers	6 Speakers w/ 2 Tweeters	4 Speakers	

SAFETY

SRS Airbags		Driver and Front Passenger	
Seatbelts	Front	3 pt. ELR with Pretensioner	
	2nd Row	3 pt. ELR x 3	
	3rd Row	3 pt. ELR x 2	
ISO-Fix		Equipped	
Tether Anchors		Equipped	
Active Stability Control		Equipped	Not Equipped
Traction Control		Equipped	Not Equipped
Hill Start Assist (HSA)		Equipped	Not Equipped

INTERIOR

Instrument Meter Cluster	White-Lit High Contrast Instrument Meter Display	White-Lit
Seat Under Tray (Front Passenger Seat)	Equipped	Not Equipped
Electronic Parking Brake (EPB)	Equipped	Not Equipped
Rear Cargo Box Storage	Equipped	

EXTERIOR

Headlamp	LED-Type	Multi Reflector Halogen
Tail Lamp	LED-Type	
Rear Spoiler	Equipped	

MISCELLANEOUS

Reverse Camera	Equipped		
12V Accessory Socket	Equipped x 2 (1st & 3rd Row) Type A & Type C (2nd Row)	Equipped x 2 (1st & 3rd Row)	

VEHICLE COLORS



Blade Silver Metallic



Graphite Gray Metallic



Quartz White Pearl (GLS)



Red Metallic (GLS)



Jet Black Mica (GLX)

BF17001018 © Mitsubishi Motors Philippines Corporation

On quality:
We seek excellence in our products and services and recognize that customer satisfaction is the essence of our mission.

